




ASSEMBLY INSTRUCTION FOR






TWIN PANEL BED

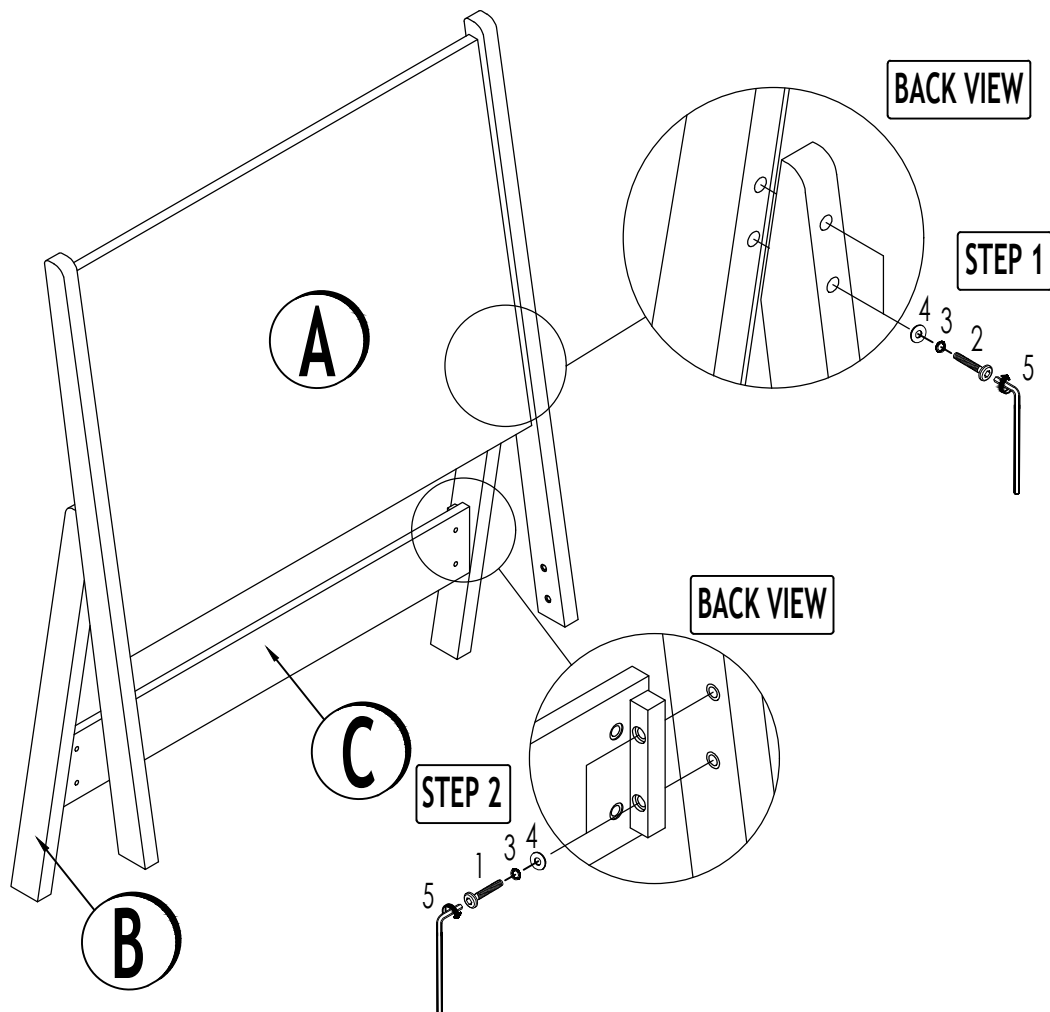
MC400TH / MC400TF / MC400TFR

Caution: Please read instructions thoroughly before unpacking assembly parts. Sharp, exposed staple tips can cause injury, therefore, for your protection, please remove any exposed staples used in packing.

1. We recommend that you should assemble this product with the assistance of another person; this will make assembly easier, and will help to eliminate damage the product or injury to persons during assembly.
2. Be sure to check all packing materials carefully for small parts that may have come loose inside the carton during shipment.
3. Please do not over tighten screws or bolts.
4. Please put all parts on a non-abrasive floor before assembly, and follow the assembly steps to assemble your newly purchased product correctly and efficiently.

| PARTS LIST | | | | |
|------------|------------------|---|--------------|-------|
| NO. | PART DESC. | PART | CODE | QTY |
| A | HEADBOARD |  | MC400TH | 1 pc |
| B | HB - LEG (L / R) |  | PMC400HBLEG1 | 2 pcs |
| C | HB - STRETCHER |  | PMC400THSTR1 | 1 pc |

| HARDWARE LIST | | | | | |
|---------------|----------------|---|-----------|------------|-------|
| NO. | HARDWARE DESC. | PART | SIZE | CODE | QTY |
| 1 | ALLEN BOLT |  | M6 x 35mm | PMC400KBHW | 4 pcs |
| 2 | ALLEN BOLT |  | M6 x 45mm | | 4 pcs |
| 3 | SPRING WASHER |  | M6 | | 8 pcs |
| 4 | FLAT WASHER |  | M6 x 13mm | | 8 pcs |
| 5 | ALLEN KEY |  | M4 | | 1 pc |









ASSEMBLY INSTRUCTION FOR









TWIN PANEL BED

MC400TH / MC400TF / MC400TFR

Caution: Please read instructions thoroughly before unpacking assembly parts. Sharp, exposed staple tips can cause injury, therefore, for your protection, please remove any exposed staples used in packing.

1. We recommend that you should assemble this product with the assistance of another person; this will make assembly easier, and will help to eliminate damage the product or injury to persons during assembly.
2. Be sure to check all packing materials carefully for small parts that may have come loose inside the carton during shipment.
3. Please do not over tighten screws or bolts.
4. Please put all parts on a non-abrasive floor before assembly, and follow the assembly steps to assemble your newly purchased product correctly and efficiently.

| PARTS LIST | | | | |
|------------|----------------------|--|--------------|-------|
| NO. | PART DESC. | PART | CODE | QTY |
| A | HEADBOARD |  | MC400TH | 1 pc |
| B | FOOTBOARD |  | MC400TF | 1 pc |
| C | SIDE RAIL (L / R) |  | MC400TFR | 2 pcs |
| D | SLAT ROLL (13 pcs) |  | PMC400TBSLT | 1 set |
| E | CTR. RAIL |  | MC400TFR | 1 pc |
| F | VERTICAL LEG |  | PMC400BDSPL1 | 4 pcs |

| HARDWARE LIST | | | | | |
|---------------|----------------|---|-----------|------------|--------|
| NO. | HARDWARE DESC. | PART | SIZE | CODE | QTY |
| 1 | ALLEN BOLT |  | M6 x 35mm | PMC400KBHW | 4 pcs |
| 2 | SPRING WASHER |  | M6 | | 4 pcs |
| 3 | FLAT WASHER |  | M6 x 13mm | | 4 pcs |
| 4 | ALLEN KEY |  | M4 | | 1 pc |
| 5 | ALLEN BOLT |  | M8 x 20mm | | 8 pcs |
| 6 | FLAT WASHER |  | M8 x 18mm | | 8 pcs |
| 7 | ALLEN KEY |  | M5 | | 1 pc |
| 8 | PANHEAD SCREW |  | M4 x 25mm | | 26 pcs |

