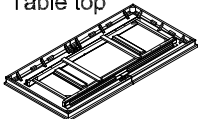














# ASSEMBLY INSTRUCTION FOR DINING TABLE WITH 18" LEAF D-5210-5-DTT/ D-5210-5-DTB

**Caution:** Please read instructions thoroughly before unpacking assembly parts. Sharp, exposed staple tips can cause injury, therefore, for your protection, please remove any exposed staples used in packing.

1. We recommend that you should assemble this product with the assistance of another person; this will make assembly easier, and will help to eliminate damage to the product or injury to persons during assembly.
2. Be sure to check all packing materials carefully for small parts that may have come loose inside the carton during shipment.
3. Please do not over tighten screws or bolts.
4. Please put all parts on a non-abrasive floor before assembly, and follow the assembly steps to assemble your newly purchased product correctly and efficiently.

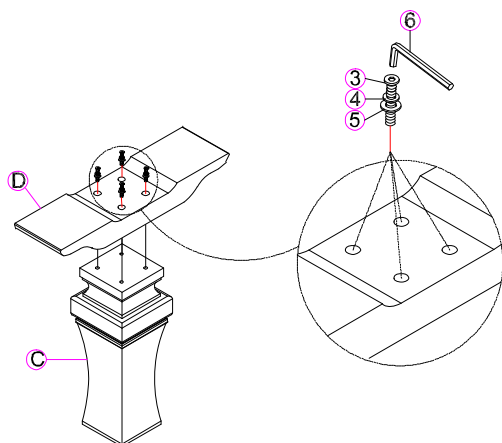
PARTS LIST			
NO.	PART DESC	CODE	Q'TY
A	Table top 		1pc
B	Leaf 		1pc
C	Legs 		2pcs
D	Feet 	PD-5210-5-DTBFT	2pcs
E	Connecting Board 		2pcs
F	Base Stretcher 	PD-5210-5-DTBSTR	1pc

HARDWARE LIST				
NO.	HARDWARE DESC		CODE	Q'TY
1		Allen bolt (Ø5/16" x 2")	PD-5210-DTHW	16pcs
2		Allen bolt (Ø5/16" x 2-1/2")		4pcs
3		Allen bolt (Ø5/16" x 3")		8pcs
4		Spring washer (Ø5/16")		28pcs
5		Flat washer (Ø5/16")		28pcs
6		Allen key (M4)		1pc
		SCREW-DRIVER (NOT PROVIDED)		

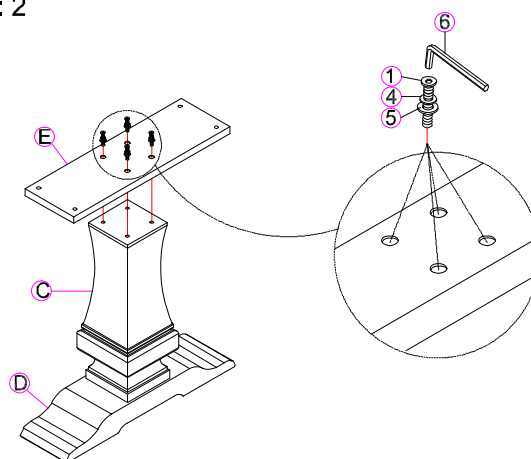


Only tighten all bolts when all bolts aligned with bolt inserts.

## STEP: 1

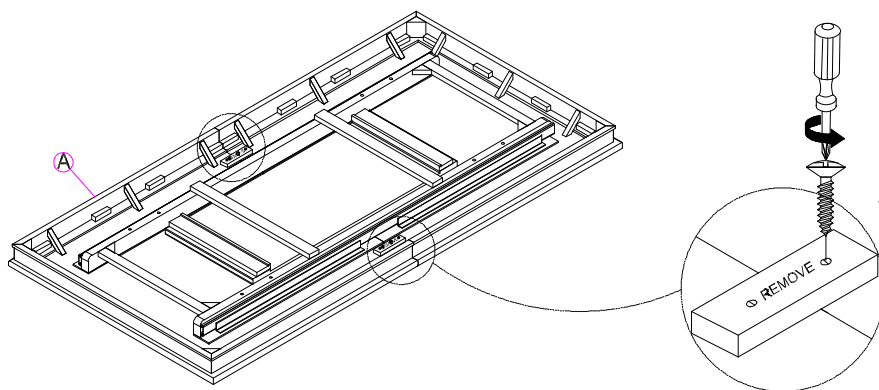


## STEP: 2

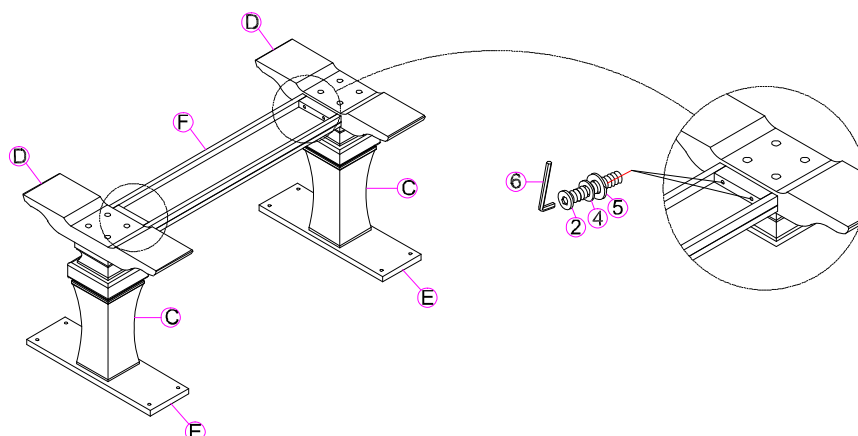


# ASSEMBLY INSTRUCTION FOR DINING TABLE WITH 18" LEAF D-5210-5-DTT/ D-5210-5-DTB

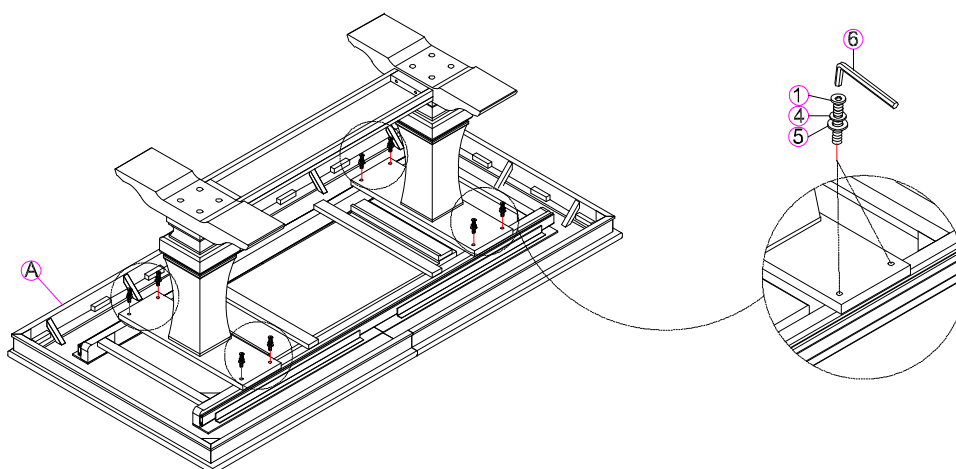
STEP: 3



STEP: 4

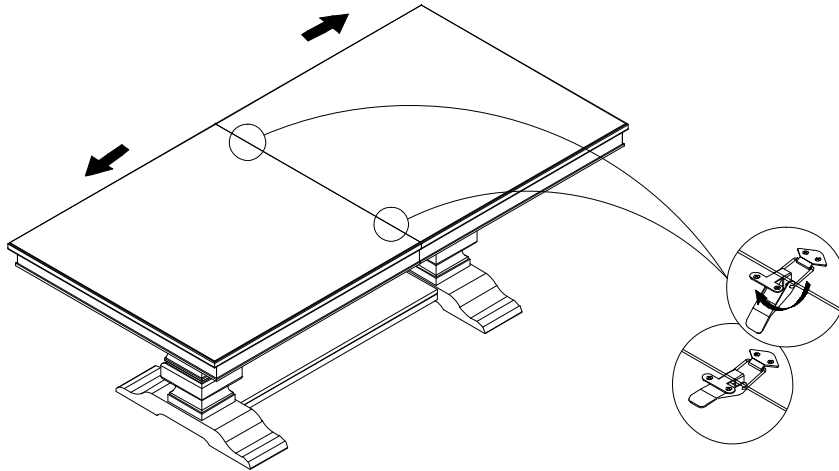


STEP: 5

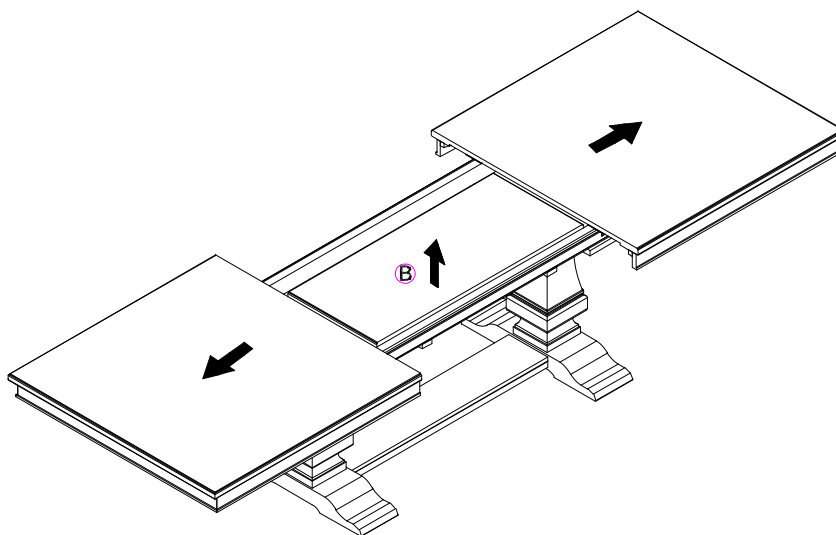


# ASSEMBLY INSTRUCTION FOR DINING TABLE WITH 18" LEAF D-5210-5-DTT/ D-5210-5-DTB

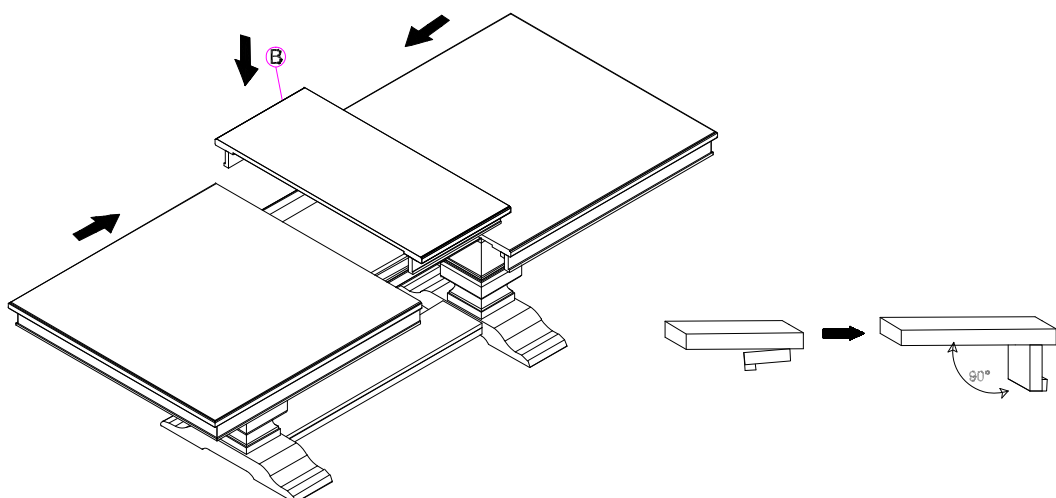
STEP: 6



STEP: 7

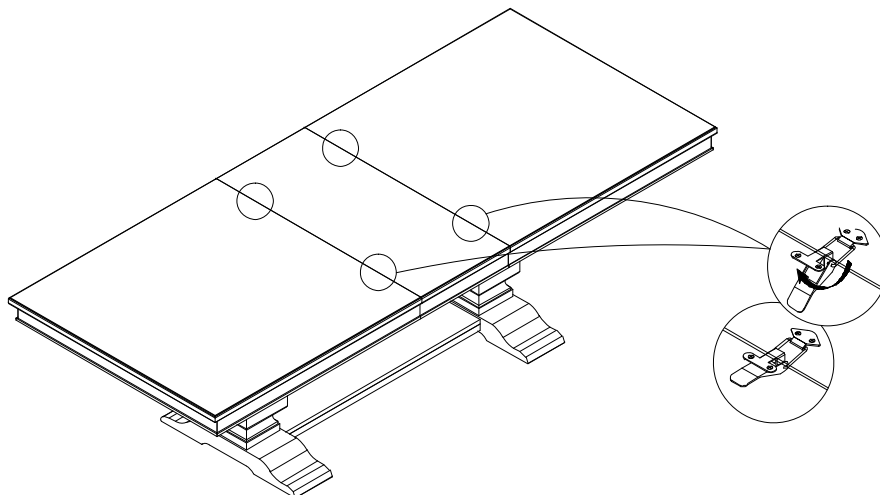


STEP: 8



# ASSEMBLY INSTRUCTION FOR DINING TABLE WITH 18" LEAF D-5210-5-DTT/ D-5210-5-DTB

STEP: 9



**Completed**

